

---

# **Django Admin Actions Documentation**

*Release 1.5*

**Stefano Apostolico**

**Nov 16, 2017**



---

## Contents

---

<b>1</b>	<b>Table Of Contents</b>	<b>3</b>
<b>2</b>	<b>Project Info</b>	<b>23</b>
<b>3</b>	<b>Links</b>	<b>29</b>
<b>4</b>	<b>Indices and tables</b>	<b>31</b>
	<b>Python Module Index</b>	<b>33</b>



Collection of useful actions to use with `django.contrib.admin.ModelAdmin` and/or `django.contrib.admin.AdminSite`



## 1.1 Installation

Installing django-adminactions is as simple as checking out the source and adding it to your project or PYTHONPATH.

1. First of all follow the instruction to install `django_admin` application,
2. Either check out django-adminactions from [GitHub](#) or to pull a release off [PyPI](#). Doing `pip install django-adminactions` or `easy_install django-adminactions` is all that should be required.
3. Either symlink the `adminactions` directory into your project or copy the directory in. What ever works best for you.

### 1.1.1 Install test dependencies

If you want to run `adminactions` tests you need extra requirements

```
pip install -U django-adminactions[tests]
```

### 1.1.2 Configuration

Add `adminactions` to your `INSTALLED_APPS`:

```
INSTALLED_APPS = (  
    'adminactions',  
    'django.contrib.admin',  
    'django.contrib.messages',  
)
```

Add the actions to your site:

```
from django.contrib.admin import site
import adminactions.actions as actions

# register all adminactions
actions.add_to_site(site)
```

Add service url to your urls.py

```
urlpatterns = patterns('',
    ...
    (r'^adminactions/', include('adminactions.urls')),
)
```

## 1.2 Contributing

Contributions are welcome, and they are greatly appreciated! Every little bit helps, and credit will always be given.

You can contribute in many ways:

### 1.2.1 Types of Contributions

#### Report Bugs

Report bugs at <https://github.com/saxix/django-adminactions/issues>.

If you are reporting a bug, please include:

- Your operating system name and version.
- Any details about your local setup that might be helpful in troubleshooting.
- Detailed steps to reproduce the bug.

#### Fix Bugs

Look through the GitHub issues for bugs. Anything tagged with “bug” is open to whoever wants to implement it.

#### Implement Features

Look through the GitHub issues for features. Anything tagged with “feature” is open to whoever wants to implement it.

#### Write Documentation

django-adminactions could always use more documentation, whether as part of the official django-adminactions docs, in docstrings, or even on the web in blog posts, articles, and such.



## Submit Feedback

The best way to send feedback is to file an issue at <https://github.com/saxix/django-adminactions/issues>.

If you are proposing a feature:

- Explain in detail how it would work.
- Keep the scope as narrow as possible, to make it easier to implement.
- Remember that this is a volunteer-driven project, and that contributions are welcome :)

## 1.2.2 Get Started!

Ready to contribute? Here's how to set up *django-adminactions* for local development.

1. Fork the *django-adminactions* repo on GitHub.
2. Clone your fork locally:

```
$ git clone git@github.com:your_name_here/django-adminactions.git
```

3. Install your local copy into a virtualenv. Assuming you have virtualenvwrapper installed, this is how you set up your fork for local development:

```
$ mkvirtualenv django-adminactions
$ cd django-adminactions/
$ pip install -e .[dev]
```

4. Create a branch for local development:

```
$ git checkout -b name-of-your-bugfix-or-feature
```

5. Install your preferred Django version

```
$ pip install django
```

Now you can make your changes locally.

6. When you're done making changes, check that your changes pass flake8 and the tests, including testing other Python versions with tox:

```
$ make qa
$ tox
```

7. Commit your changes and push your branch to GitHub:

```
$ git add .
$ git commit -m "Your detailed description of your changes."
$ git push origin name-of-your-bugfix-or-feature
```

7. Submit a pull request through the GitHub website.

## 1.2.3 Pull Request Guidelines

Before you submit a pull request, check that it meets these guidelines:

1. The pull request should include tests.

2. If the pull request adds functionality, the docs should be updated. Put your new functionality into a function with a docstring, and add the feature to the list in README.rst.
3. The pull request should work for Python 2.7, and 3.3, and for PyPy. Check [https://travis-ci.org/saxix/django-adminactions/pull\\_requests](https://travis-ci.org/saxix/django-adminactions/pull_requests) and make sure that the tests pass for all supported Python versions.

### 1.2.4 Tips

To run a subset of tests:

```
$ py.test tests/<FILE>
```

## 1.3 Actions

- *Mass Update*
- *Export as CSV*
- *Export as Fixture*
- *Export Delete Tree*
- *Export as Excel*
- *Graph Queryset*
- *Merge Records*

### 1.3.1 Mass Update

Update one or more fields of the selected queryset to a common value and/or apply a *transform\_operations* to selected field.

<b>validate</b>	use obj.save() instead of obj._default_manager.update. Slower but required in some cases (To run some business logic in save() and clean() Mandatory if use <i>Transform Operation</i>
<b>unique_transaction</b>	Please see the changelog

Screenshot

#### Transform Operation

Please see the changelog Is possible to update fields applying function. django-adminactions comes with a predefined set of functions. You can anyway *register your own functions*

#### common to all models

set	set the value
set null	set the value to null (only available if the field has null=True

Mass update demo models				
Validate	<input checked="" type="checkbox"/> if checked use obj.save() instead of manager.update()			
field name	update	function	new value	existing values <i>(some of the most used)</i>
Char	<input checked="" type="checkbox"/>	set	bbb	bbb
Integer	<input checked="" type="checkbox"/>	add	100	90000
Logic	<input checked="" type="checkbox"/>	swap		True, False
Null logic	<input type="checkbox"/>	set	Unknown	True
Date	<input type="checkbox"/>	set		2012-10-06
Datetime	<input type="checkbox"/>	set		2012-10-06 02:18:33+00:00
Time	<input type="checkbox"/>	set		09:18:35
Decimal	<input type="checkbox"/>	set		10.1

**django.db.models.CharField**

upper	convert to uppercase
lower	convert to lowercase
capitalize	capitalize first character
capwords	capitalize each word
swapcase	swap the case
trim	remove leading and trailing whitespace

**django.db.models.IntegerField**

add	add the value passed as arg to the current value of the field
sub	subtract the value passed as arg to the current value of the field
add_percent	add the X percent to the current value
sub_percent	subtract the X percent from the current value

**django.db.models.BooleanField**

swap	invert (negate) the current value
------	-----------------------------------

**django.db.models.NullBooleanField**

swap	invert (negate) the current value
------	-----------------------------------

**django.db.models.EmailField**

change domain	set the domain (@????) to common value
---------------	--

`django.db.models.URLField`

change domain	set the protocol (????://) to common value
---------------	--

### 1.3.2 Export as CSV

Export selected queryset as csv file. (see [csv](#))

Available options: (see [Dialects and Formatting Parameters](#)).

**See also:**

Are you looking for the `export_as_csv` internal api? .

<b>header</b>	add the header line to the file
<b>delimiter</b>	A one-character string used to separate fields. It defaults to <code>';</code> . (see <a href="#"><code>csv.Dialect.delimiter</code></a> )
<b>quotechar</b>	A one-character string used to quote fields containing special characters, such as the delimiter or quotechar, or which contain new-line characters. It defaults to <code>"</code> ". (see <a href="#"><code>csv.Dialect.quotechar</code></a> )
<b>quoting</b>	Controls when quotes should be generated by the writer and recognised by the reader. (see <a href="#"><code>csv.Dialect.quoting</code></a> )
<b>escapechar</b>	A one-character string used by the writer to escape the <i>delimiter</i> . (see <a href="#"><code>csv.Dialect.escapechar</code></a> )
<b>date-time_format</b>	How to format datetime field. (see <a href="#"><code>strftime</code> and <code>strptime</code> Behavior</a> )
<b>date_format</b>	How to format date field. (see <a href="#"><code>strftime</code> and <code>strptime</code> Behavior</a> )
<b>time_format</b>	How to format time field. (see <a href="#"><code>strftime</code> and <code>strptime</code> Behavior</a> )
<b>columns</b>	Which columns will be included in the dump

**Screenshot**

### Streaming CSV Response

When a very large/complex dataset is exported, it may take be useful to stream the response row by row instead of the whole file.

To enable this functionality by default, set the `django settings.ADMINACTIONS_STREAM_CSV` to `True` (default: `False`).

Behind the scenes, this attaches an iterator as the response content (using a `StreamingHttpResponse` if `django >= 1.6` and `HttpResponse` otherwise); the iterator simply yields a new csv row for each queryset iteration.

The benefit of this approach is a shorter initial response which unblocks the customer from request/response and he is free to do other things while waiting for the download to finish.

**See also:**

`'csv_defaults'`

### 1.3.3 Export as Fixture

Export selected queryset as fixtures using any registered Serializer.

---

**Note:** this is not the same as `django's` command `dumpdata` because it can dump also the Foreign Keys.

---

### Export to CSV

Header:

Delimiter:

Quotechar:

Quoting:

Escapechar:

Datetime format:  Oct. 8, 2012, 11:28 a.m.

Date format:  Oct. 8, 2012

Time format:  11:28 a.m.

Columns:

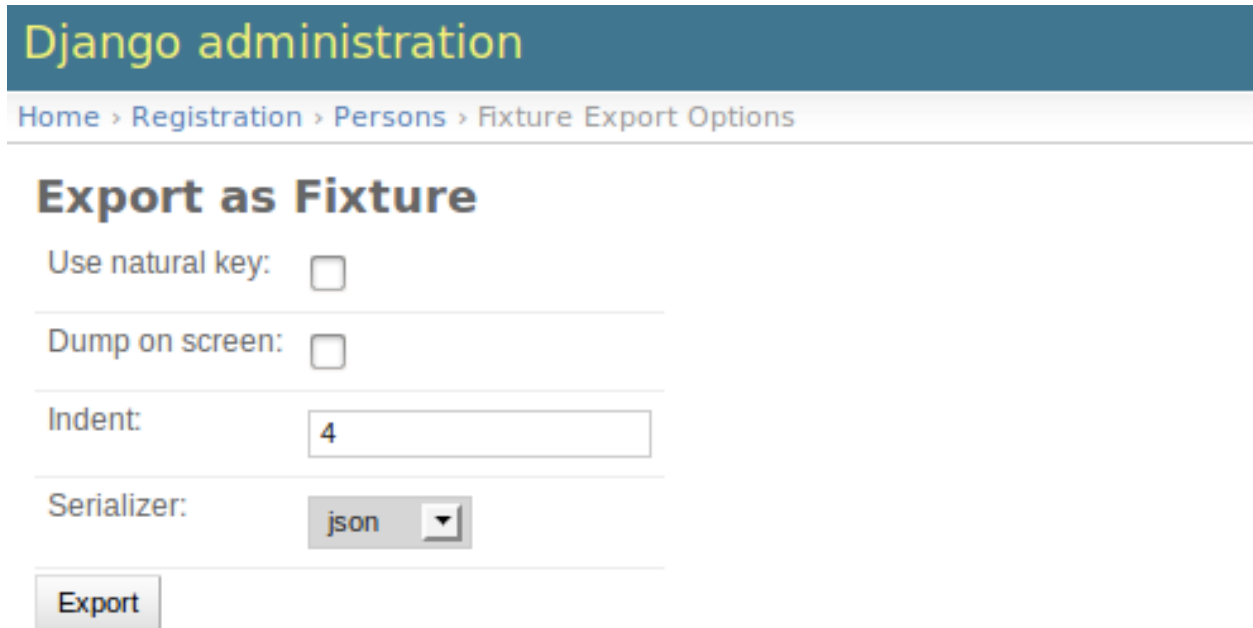
- ID
- char
- integer
- logic
- null logic
- date
- datetime
- time
- decimal
- email
- float
- bigint
- ip
- generic ip
- url
- text
- unique
- nullable
- blank
- not editable

**The following characters are recognized in the *format* parameter string**

<i>format</i> character	Description	Example returned values
<i>Day</i>		
	---	---
<i>d</i>	Day of the month, 2 digits with leading zeros	01 to 31
<i>D</i>	A textual representation of a day, three letters	Mon through Sun
<i>j</i>	Day of the month without leading zeros	1 to 31
<i>l</i> (lowercase 'L')	A full textual representation of the day of the week	Sunday through Saturday
	1 (for Monday) through 7 (for Sunday)	
<i>S</i>	English ordinal suffix for the day of the month, 2 characters	st, nd, rd or th. Works well with <i>j</i>
<i>w</i>	Numeric representation of the day of the week	0 (for Sunday) through 6 (for Saturday)
<i>z</i>	The day of the year (starting from 0)	0 through 365
<i>Week</i>		
	---	---
<i>W</i>	ISO-8601 week number of year, weeks starting on Monday (added in PHP 4.1.0)	Example: 42 (the 42nd week in the year)
<i>Month</i>		
	---	---
<i>F</i>	A full textual representation of a month, such as January or March	January through December
<i>m</i>	Numeric representation of a month, with leading zeros	01 through 12
<i>M</i>	A short textual representation of a month, three letters	Jan through Dec
<i>n</i>	Numeric representation of a month, without leading zeros	1 through 12
<i>t</i>	Number of days in the given month	28 through 31
<i>Year</i>		
	---	---
<i>L</i>	Whether it's a leap year	1 if it is a leap year, 0 otherwise.
Examples: 1999 or 2003		
<i>Y</i>	A full numeric representation of a year, 4 digits	Examples: 1999 or 2003
<i>y</i>	A two digit representation of a year	Examples: 99 or 03
<i>Time</i>		
	---	---

<b>use natural key</b>	If true use natural keys.
<b>dump on screen</b>	Dump on screen instead to show <code>Save as popup</code>
<b>indent</b>	Indentation value
<b>serializer</b>	Serializer to use. (see <a href="#">Serialization formats</a> )
<b>add_foreign_keys</b>	If checked export foreign keys too, otherwise act as standard dumpdata

Screenshot



### 1.3.4 Export Delete Tree

Please see the changelog `Export all the records that belong selected queryset using any registered Serializer`.

This action is the counterpart of `export_as_fixture`, where it dumps the queryset and it's ForeignKeys, `export_delete_tree` all the records that belong to the entries of the selected queryset. see `export_as_fixture` for details

<b>use natural key</b>	If true use natural keys.
<b>dump on screen</b>	Dump on screen instead to show <code>Save as popup</code>
<b>indent</b>	Indentation value
<b>serializer</b>	Serializer to use. (see <a href="#">Serialization formats</a> )
<b>add_foreign_keys</b>	If checked export dependent objects too.

Screenshot

### 1.3.5 Export as Excel

Please see the changelog `Export selected queryset as Excel (xls) file`.

## Django administration

[Home](#) > [Registration](#) > [Persons](#) > [Fixture Export Options](#)

### Export as Fixture

Use natural key:

Dump on screen:

Indent:

Serializer:

Available options:

<b>header</b>	add the header line to the file
<b>columns</b>	Which columns will be included in the dump

### 1.3.6 Graph Queryset

Graph selected queryset.

<b>Graph type</b>	Graph type to use
<b>Group by and count by:</b>	Grouping field

Screenshot

Screenshot

### 1.3.7 Merge Records

Please see the changelog Sometimes you need to “merge” two records maybe because they represent the same business object but were create double by mistake. This action allow you to selectively merge two records and move dependencies from one record to the other one.

Screenshots

## Django administration

Home > Geo > Countries > Graph

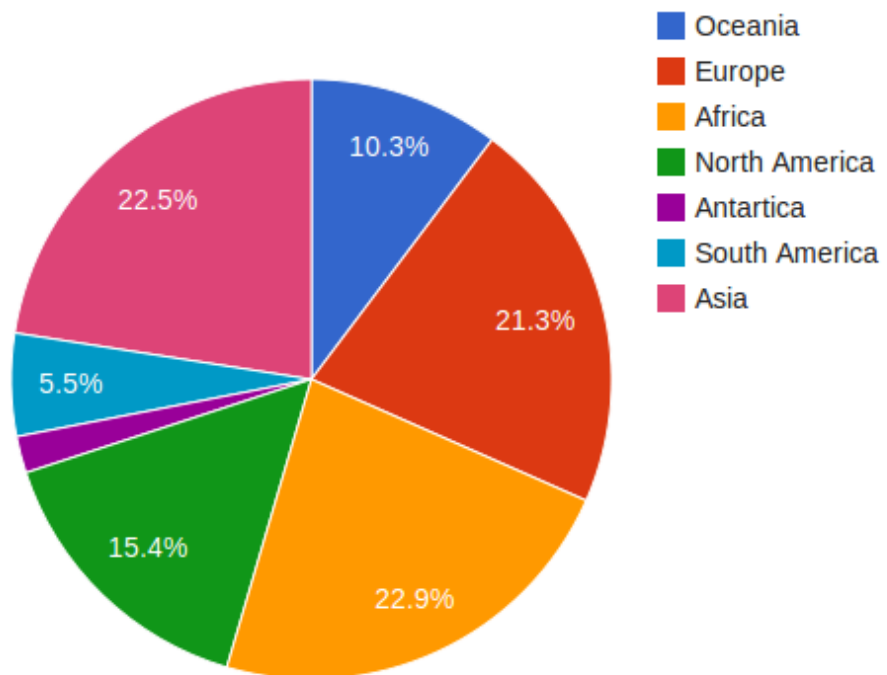
Graph type:

PieChart ▾

Group by and count by:

continent ▾

go



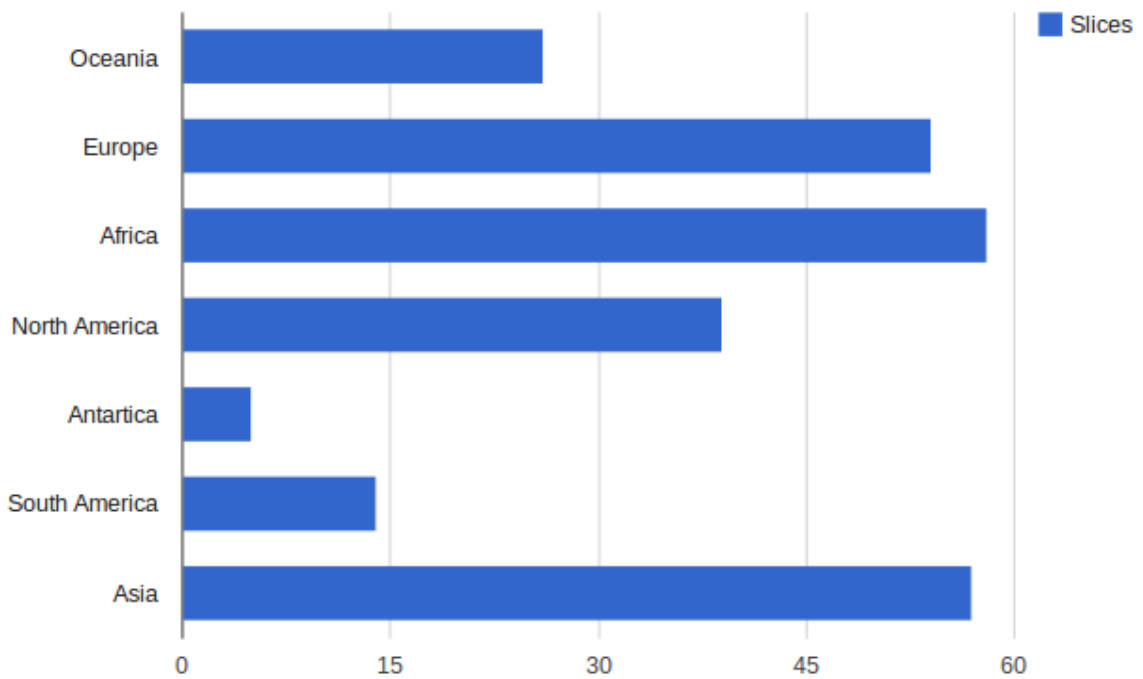


## Django administration

Home > Geo > Countries > Graph

Graph type:

Group by and count by:



Dependencies

Search GenericForeignKeys

Field	Master #1 (This will be preserved)	swap	Result	Other #10 (This will be removed)
username	sax	>>	sax	<< user_8
first name	FirstName 9	>>	FirstName 8	<< FirstName 8
last name	LastName 9	>>	LastName 8	<< LastName 8
e-mail address	sax@os4d.org	>>	sax@os4d.org	<< user_8@test.org
password	sha1\$eec82\$5d1cebb645395e1ea755e57e5eeda6d192128ad6b	>>	sha1\$eec82\$5d1cebb645395e1ea755e57e5eeda6d192128ad6b	<<
staff status	True	>>	True	<< False
active	True	>>	True	<< True
superuser status	True	>>	True	<< False
last login	July 8, 2011, midnight	>>	July 8, 2011, midnight	<< July 8, 2011, midnight
date joined	July 2, 2011, midnight	>>	July 2, 2011, midnight	<< July 2, 2011, midnight

## Step 1

## Step 2

Key	1	
	Original	After Merging
username	sax	sax
first name	FirstName 9	FirstName 8
last name	LastName 9	LastName 8
e-mail address	sax@os4d.org	sax@os4d.org
password	sha1\$eec82\$d1cebb645395e1ea755e57e5eeda6d192128ad6b	sha1\$eec82\$d1cebb645395e1ea755e57e5eeda6d192128ad6b
staff status	True	True
active	True	True
superuser status	True	True
last login	July 8, 2011, midnight	July 8, 2011, midnight
date joined	July 2, 2011, midnight	July 2, 2011, midnight

Merge

## Limitations/TODO

- merge doesn't work for models related with `on_delete=Protect` (see #85)

## 1.4 Signals

django-adminactions provides the following signals:

- `adminaction_requested`
- `adminaction_start`
- `adminaction_end`

### 1.4.1 adminaction\_requested

Sent when the action is requested (ie click 'Go' in the admin changelist view). The handler can raise a *ActionInterrupted* to interrupt the action's execution. The handler can rely on the following parameter:

- `sender`: `django.db.models.Model`
- `action`: string. name of the action
- `request`: `django.core.httpd.HttpRequest`
- `queryset`: `django.db.models.query.Queryset`
- `modeladmin`: `django.contrib.admin.ModelAdmin`

Example:

```
from adminactions.signals import adminaction_requested

def myhandler(sender, action, request, queryset, modeladmin, **kwargs):
    if action == 'mass_update' and queryset.filter(locked==True).exists():
        raise ActionInterrupted('Queryset cannot contains locked records')

adminaction_requested.connect(myhandler, sender=MyModel, action='mass_update')
```

## 1.4.2 `adminaction_start`

Sent after the form has been validated (ie click ‘Apply’ in the action Form), **just before** the execution of the action. The handler can raise a *ActionInterrupted* to avoid the stop execution. The handler can rely on the following parameter:

- `sender`: `django.db.models.Model`
- `action`: string. name of the action
- `request`: `django.core.httpd.HttpRequest`
- `queryset`: `django.db.models.query.Queryset`
- `modeladmin`: `django.contrib.admin.ModelAdmin`
- `form`: `django.forms.Form`

Example:

```
from adminactions.signals import adminaction_start

def myhandler(sender, action, request, queryset, modeladmin, form, **kwargs):
    if action == 'export' and 'money' in form.cleaned_data['columns']:
        if not request.user.is_administrator:
            raise ActionInterrupted('Only administrators can export `money` field')

adminaction_start.connect(myhandler, sender=MyModel, action='export')
```

## 1.4.3 `adminaction_end`

Sent **after** the successfully execution of the action. The handler can rely on the following parameter:

- `sender`: `django.db.models.Model`
- `action`: string. name of the action
- `request`: `django.core.httpd.HttpRequest`
- `queryset`: `django.db.models.query.Queryset`
- `modeladmin`: `django.contrib.admin.ModelAdmin`
- `form`: `django.forms.Form`
- `errors`: dict
- `updated`: int

# 1.5 Exceptions

## 1.5.1 `ActionInterrupted`

Exception raised to interrupt an action.

## 1.6 API

### 1.6.1 Functions

#### `export_as_csv`

##### See also:

Are you looking for the *Export as CSV* action? .

`adminactions.api.export_as_csv()`

Exports a queryset as csv from a queryset with the given fields. **Defaults**

**Warning:** Due a mistake the default configuration of `export_as_csv` is not `csv` but `semicolon-csv`

```
csv_options_default = {'date_format': 'd/m/Y',
                       'datetime_format': 'N j, Y, P',
                       'time_format': 'P',
                       'header': False,
                       'quotechar': '"',
                       'quoting': csv.QUOTE_ALL,
                       'delimiter': ';',
                       'escapechar': '\\', }
```

##### Usage examples

Returns `HttpResponse`:

```
response = export_as_csv(User.objects.all())
```

##### Write to file

```
>>> users = export_as_csv(User.objects.all(), out=open('users.csv', 'w'))
>>> users.close()
```

##### Write to buffer

```
>>> users = export_as_csv(User.objects.all(), out=StringIO())
>>> with open('users.csv', 'w') as f:
    f.write(users.getvalue())
```

##### Export with callable

```
>>> fields = ['username', 'get_full_name']
>>> export_as_csv(User.objects.all(), fields=fields, out=sys.stdout)
"sax";"FirstName 9 LastName 9"
"user_0";"FirstName 0 LastName 0"
"user_1";"FirstName 1 LastName 1"
```

##### Export with dictionaries

```
>>> fields = ['codename', 'content_type__app_label']
>>> qs = Permission.objects.filter(codename='add_user').values('codename', 'content_
↪type__app_label')
```

```
>>> __ = export_as_csv(qs, fields=fields, out=sys.stdout)
"add_user";"auth"
```

## export\_as\_xls

Please see the changelog Exports a queryset as csv from a queryset with the given fields.

## merge

### See also:

See *Merge Records* action for additional notes.

Merge 'other' into master.

`fields` is a list of fieldnames that must be read from `other` to put into `master`. If `fields` is `None` `master` will get all the `other` values except `primary_key`. Finally `other` will be deleted and `master` will be preserved

## Custom validation

If you need to disable validation for some fields, it is possible to set parameter `merge_form` to a subclass of `:class:adminactions.merge.MergeForm` and change the validation there.

```
class CompanyMergeForm(merge.MergeForm):
    class Meta:
        model = models.Company
        fields = "__all__"

    def full_clean(self):
        super().full_clean()
        if 'address_psc' in self._errors:
            del self._errors['address_psc']

class CompanyAdmin(city_admin_mixin_generator(admin.ModelAdmin):
    form = CompanyForm
    merge_form = CompanyMergeForm
```

## 1.6.2 Filename callbacks

To use custom names for yours exports simply implements `get_export_<TYPE>_filename` in your `ModelAdmin` class, these must return a string that will be used as filename in the SaveAs dialog box of the browser

example:

```
class UserAdmin(ModelAdmin):
    def get_export_as_csv_filename(request, queryset):
        if 'isadmin' in request.GET:
            return 'administrators.csv'
        else:
            return 'all_users.csv'
```

Available callbacks:

- `get_export_as_csv_filename`
- `get_export_as_fixture_filename`
- `get_export_delete_tree_filename`

### 1.6.3 Utils

`adminactions.utils.clone_instance` (*instance*, *fieldnames=None*)

returns a copy of the passed instance.

**Parameters** *instance* – `django.db.models.Model` instance

**Returns** `django.db.models.Model` instance

`adminactions.utils.get_field_by_path` (*model*, *field\_path*)

get a Model class or instance and a path to a attribute, returns the field object

**Parameters**

- **model** – `django.db.models.Model`
- **field\_path** – string path to the field

**Returns** `django.db.models.Field`

```
>>> from django.contrib.auth.models import Permission
```

```
>>> p = Permission(name='perm')
>>> get_field_by_path(Permission, 'content_type').name
'content_type'
>>> p = Permission(name='perm')
>>> get_field_by_path(p, 'content_type.app_label').name
'app_label'
```

`adminactions.utils.get_field_value` (*obj*, *field*, *usedisplay=True*, *raw\_callable=False*)

returns the field value or field representation if `get_FIELD_display` exists

**Parameters**

- **obj** – `django.db.models.Model` instance
- **field** – `django.db.models.Field` instance or basestring fieldname
- **usedisplay** – boolean if True return the `get_FIELD_display()` result

**Returns** field value

```
>>> from django.contrib.auth.models import Permission
>>> p = Permission(name='perm')
>>> get_field_value(p, 'name') == 'perm'
True
>>> get_field_value(p, None)
Traceback (most recent call last):
...
ValueError: Invalid value for parameter `field`: Should be a field name or a
↳Field instance
```

`adminactions.utils.get_verbose_name(model_or_queryset, field)`  
 returns the value of the `verbose_name` of a field

typically used in the templates where you can have a dynamic queryset

#### Parameters

- **model\_or\_queryset** (`django.db.models.Model`, `django.db.query.Queryset`) – target object
- **field** (`django.db.models.Field`, basestring) – field to get the verbose name

**Returns** translated field verbose name

**Return type** unicode

Valid uses:

```
>>> from django.contrib.auth.models import User, Permission
>>> user = User()
>>> p = Permission()
>>> get_verbose_name(user, 'username') == 'username'
True
>>> get_verbose_name(User, 'username') == 'username'
True
>>> get_verbose_name(User.objects.all(), 'username') == 'username'
True
>>> get_verbose_name(User.objects, 'username') == 'username'
True
>>> get_verbose_name(User.objects, user._meta.fields[0]) == 'ID'
True
>>> get_verbose_name(p, 'content_type.model') == 'python model class name'
True
```

## 1.6.4 Templatetags

`adminactions.templatetags.actions.verbose_name(model_or_queryset, field)`  
 templatetag wrapper to `adminactions.utils.get_verbose_name`

`adminactions.templatetags.actions.field_display(obj, field)`  
 returns the representation (value or `get_FIELD_display()`) of a field

see `adminactions.utils.get_field_value`

## 1.7 HowTo

- *Register Your Own Transform Function*
- *Customize Massupdate Form*
- *Selectively Register Actions*

### 1.7.1 Register Your Own Transform Function

Transform Operation are manage by proper tranform functions, django-adminactions come with a small set but it's possible to add extra function. Transform function are function that accept one or two parameter.

### 1.7.2 Customize Massupdate Form

Please see the changelog To customize the Form used by the massupdate action simply create your own Form class and set it as value of the `mass_update_form` attribute to your `ModelAdmin`. ie:

```
class MyMassUpdateForm(ModelForm):
    class Meta:
        model = MyModel

class MyModelAdmin(admin.ModelAdmin):
    mass_update_form = MyMassUpdateForm

admin.register(MyModel, MyModelAdmin)
```

### 1.7.3 Selectively Register Actions

To register only some selected action simply use the `site.add_action` method:

```
from django.contrib.admin import site
import adminactions.actions as actions

site.add_action(actions.mass_update)
site.add_action(actions.export_as_csv)
```

## 1.8 FAQ

- *It's possible to disable selenium tests?*
- *Difference between Export Delete Tree and Export as Fixture*

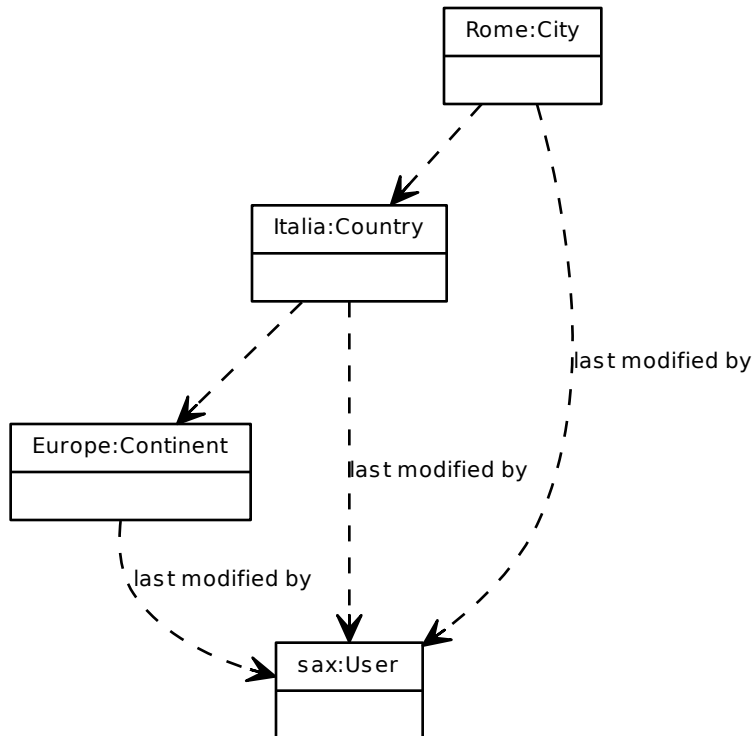
### 1.8.1 It's possible to disable selenium tests?

Simply add `ENABLE_SELENIUM=False` to your `settings` file, or set `DISABLE_SELENIUM` environment variable

### 1.8.2 Difference between Export Delete Tree and Export as Fixture

Considering this:





here the partial code:

```

from django.contrib.auth.models import User

class Continent(models.Model):
    label = models.CharField(...)
    last_modified_by = models.ForeignKey(User)

class Country(models.Model):
    continent = models.ForeignKey(Continent)
    label = models.CharField(...)
    last_modified_by = models.ForeignKey(User)

class City(models.Model):
    country = models.ForeignKey(Country)
    label = models.CharField(...)
    last_modified_by = models.ForeignKey(User)
  
```

- Selecting sax (User) as target model:
  - `export_delete_tree()` will dump the whole tree
  - `export_as_fixture()` will dump only sax
- Selecting Rome (City) as target model:
  - `export_delete_tree()` will dump only Rome

`export_as_fixture()` will dump the whole tree

### 2.1 Changelog

This sections lists the biggest changes done on each release.

- *Release 1.5*
- *Release 1.4*
- *Release 1.3*
- *Release 1.2*
- *Release 1.1*
- *Release 1.0*
- *Release 0.8.5*
- *Release 0.8.4*
- *Release 0.8.3*
- *Release 0.8.2*
- *Release 0.8.1*
- *Release 0.8*
- *Release 0.7*
- *Release 0.6*
- *Release 0.5*
- *Release 0.4*
- *Release 0.3*

- *Release 0.2*
- *Release 0.1*
- *Release 0.0.4*
- *Release 0.0.3*
- *Release 0.0.2*
- *Release 0.0.1*

### 2.1.1 Release 1.5

- add official support to Django 1.11 and Python 3.6
- fixes #116 Fixing ManyToMany merging with intermediary models. (thanks int-ua)
- fixes #95 Cannot merge models with subclassed ImageField or FileField: “file not sent”. (thanks int-ua)
- fixes #108 merge doesn’t account for many-to-many relationships
- fixes #93 Do not export dates as strings in Excel

### 2.1.2 Release 1.4

- document #112 Undocumented feature: merge\_form
- document #108 merge doesn’t account for many-to-many relationships
- document #95 Cannot merge models with subclassed ImageField: “file not sent” error
- document #85 merge doesn’t work for models related with on\_delete=Protect

### 2.1.3 Release 1.3

- fixes #92 translations are not compiled in package
- fixes #105 Support exporting many to many fields
- fixes #109 AttributeError: module ‘adminactions.compat’ has no attribute ‘nocommit’

### 2.1.4 Release 1.2

- merge #98 - Django 1.10 support (thanks PetrDlouhy, florianm)

### 2.1.5 Release 1.1

- merge #91 - add french translation
- merge #88 - Display required columns in byrows\_update formset
- merge #87 - Add AdminSite.each\_context() to templates context.
- merge #86 - Compilemessages failed for Spanish translation
- merge #83 - byrows\_update action: adapt test\_permissions to take into byrows update action.

- merge #79 - Permissions don't work

### 2.1.6 Release 1.0

- minor refactoring
- official support for django 1.4 to 1.9
- official support for python 2.7, 3.3, 3.5
- merge #77 - add initial form values for CSV export
- merge #76 - reuse xls style while iterating over cells
- merge #75 - allow streaming export to CSV response
- merge #73 - Fixing merge on DateTimeField with null=True
- support settings.ADMIN\_ACTIONS\_CSV\_OPTIONS\_DEFAULT
- support streaming CSV file response
- new *upper* and *lower* modifiers available for EmailField in mass update.

### 2.1.7 Release 0.8.5

- repackage due broken version in 0.8.4

### 2.1.8 Release 0.8.4

- fixes #70 get\_models return incorrect models in django 1.7+
- closes #71

### 2.1.9 Release 0.8.3

- bugfix: support both post\_syncdb and post\_migrate

### 2.1.10 Release 0.8.2

- fixes #64: Export not working when actions enabled on top & bottom
- document #62: default of csv is not csv (thanks @oppianmatt)

### 2.1.11 Release 0.8.1

- Use collections.OrderedDict instead for Django1.7 or higher. (thanks @rvoicilas)

### 2.1.12 Release 0.8

- python 3.3, 3.4 compatibility
- add spanish translation (thanks @xangmuve)

### 2.1.13 Release 0.7

- fixes issue in `mass_update` due wrong indentaion
- fixed #49
- removed options to enable/disable transactions during `mass_update`.
- fixed #60

### 2.1.14 Release 0.6

- fixed #55
- fixed #51
- added selenium tests
- pulled out tests from main package and use of `py.test`
- removed demoproject (use *make demo* instead)

### 2.1.15 Release 0.5

- fix `mass_update` bug that caused all records in a table to be updated (thanks @jht001)
- Added timezone support to csv and xls export

### 2.1.16 Release 0.4

- fixed #33
- fixed #20

### 2.1.17 Release 0.3

- fixed #26
- add feature to *use callable as columns*
- add feature to *export dictionaries*
- new action *Export as Excel*
- added custom headers to *Export as CSV*
- new permission `adminactions_massupdate`
- new permission `adminactions_merge`

### 2.1.18 Release 0.2

- improved *Export as CSV*
- Django 1.6 compatibility
- Added *modeladmin* in providing\_args of signals: *adminaction\_requested*, *adminaction\_start*, *adminaction\_end*

### 2.1.19 Release 0.1

- new api module
- pull out core export\_csv functionalities as `_export_as_csv()` to be used by custom code
- New exported filename callback for easy customize the filename ( see *Filename callbacks*)
- New registration shortcut `add_to_site()`
- New action: *Merge Records*
- Fixed #9
- Added permissions
- New signals: *adminaction\_requested*, *adminaction\_start*, *adminaction\_end*

### 2.1.20 Release 0.0.4

- NEW added `add_foreign_keys` parameter to *Export as Fixture* and *Export Delete Tree*
- NEW *Export Delete Tree*
- **renamed `export_as_json` as `export_as_fixtures`**
  - added `foreign_keys` dumps
  - multiple serializer
- NEW: *Transform Operation*
- NEW: url to preview date format in *export\_as\_csv*

### 2.1.21 Release 0.0.3

- added demo project

### 2.1.22 Release 0.0.2

- name changed from `django-actions` to `django-adminactions`

### 2.1.23 Release 0.0.1

- first release

## 2.2 Credits

### 2.2.1 Author

- Stefano Apostolico <[s.apostolico@gmail.com](mailto:s.apostolico@gmail.com)>

## 2.2.2 Contributors

- tdruez (@tdruez)
- hanfeisun (@hanfeisun)
- Narsil (@Narsil)
- joelryan2k (@joelryan2k)
- hekevintran (@hekevintran)
- mrc75 (@mrc75)
- ipmb (@ipmb)
- Peter Baumgartner (@ipmb)
- BoscoMW (@Mbosco)
- Bertrand Bordage (@BertrandBordage)
- jht001 (@jht001)
- Cesar Abel (@xangmuve)
- Viator (@viatoriche)
- Serhiy Zahoriya (@int-ua)
- Pavel Savchenko (@asfaltboy)



## CHAPTER 3

---

### Links

---

- Project home page: <https://github.com/saxix/django-adminactions>
- Issue tracker: <https://github.com/saxix/django-adminactions/issues?sort>
- Download: <http://pypi.python.org/pypi/django-adminactions/>
- Documentation: <http://readthedocs.org/docs/django-adminactions/en/latest/>



## CHAPTER 4

---

### Indices and tables

---

- `genindex`
- `search`



**a**

`adminactions`, 15

`adminactions.export`, 19



## A

adminactions (module), 15  
adminactions.api.export\_as\_csv() (in module adminactions), 16  
adminactions.export (module), 19, 20

## C

clone\_instance() (in module adminactions.utils), 18

## F

field\_display() (in module adminactions.templatetags.actions), 19

## G

get\_field\_by\_path() (in module adminactions.utils), 18  
get\_field\_value() (in module adminactions.utils), 18  
get\_verbose\_name() (in module adminactions.utils), 18

## V

verbose\_name() (in module adminactions.templatetags.actions), 19